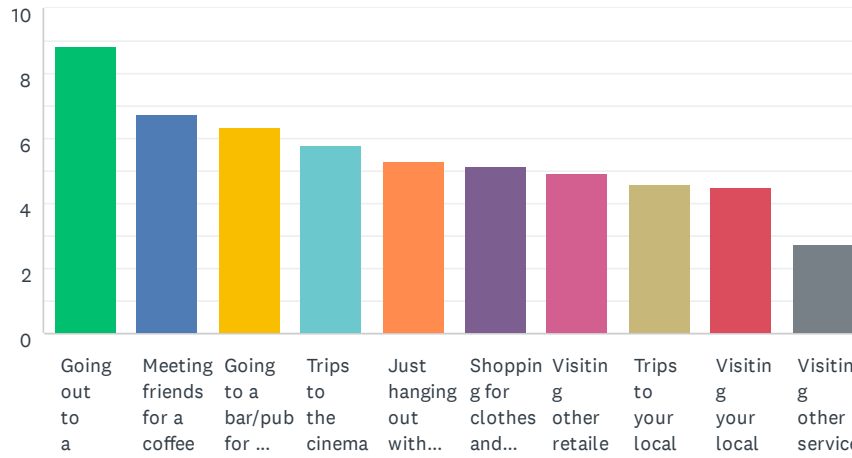


HIGH STREET SURVEY

Q1 What you have missed most about not being able to visit the High Street: Please rank you answers with most relevant at the top by moving the answers up and down.

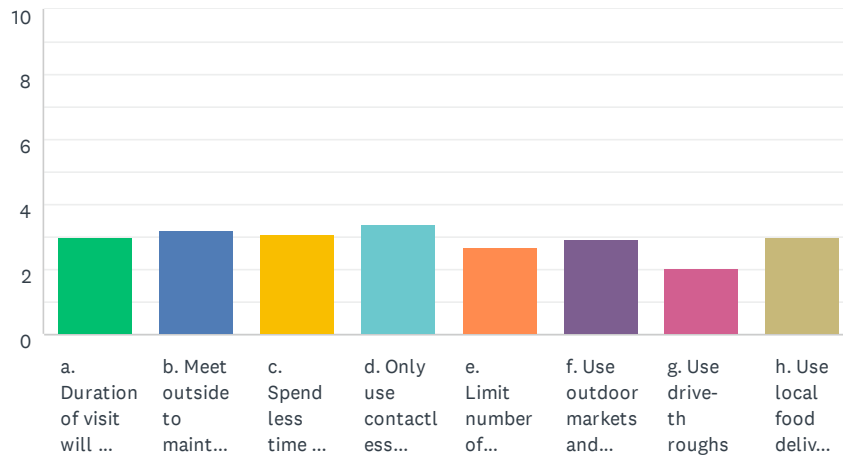
Answered: 54 Skipped: 0



	1	2	3	4	5	6	7	8	9	10	TOTAL	SO
Going out to a restaurant or pub for a meal	46.30% 25	29.63% 16	5.56% 3	7.41% 4	5.56% 3	3.70% 2	1.85% 1	0.00% 0	0.00% 0	0.00% 0	54	
Meeting friends for a coffee	16.67% 9	12.96% 7	18.52% 10	14.81% 8	11.11% 6	0.00% 0	3.70% 2	14.81% 8	5.56% 3	1.85% 1	54	
Going to a bar/pub for a drink	7.41% 4	20.37% 11	12.96% 7	11.11% 6	11.11% 6	11.11% 6	12.96% 7	3.70% 2	1.85% 1	7.41% 4	54	
Trips to the cinema or theatre	9.26% 5	12.96% 7	12.96% 7	11.11% 6	7.41% 4	11.11% 6	12.96% 7	3.70% 2	7.41% 4	11.11% 6	54	
Just hanging out with friends	9.26% 5	12.96% 7	7.41% 4	9.26% 5	3.70% 2	12.96% 7	12.96% 7	9.26% 5	5.56% 3	16.67% 9	54	
Shopping for clothes and jewelry	1.85% 1	3.70% 2	11.11% 6	12.96% 7	12.96% 7	16.67% 9	14.81% 8	12.96% 7	11.11% 6	1.85% 1	54	
Visiting other retailers. Stationers, DIY, florist, garden	3.70% 2	3.70% 2	7.41% 4	12.96% 7	14.81% 8	14.81% 8	7.41% 4	14.81% 8	18.52% 10	1.85% 1	54	
Trips to your local hairdresser/barber/nail studio	3.70% 2	3.70% 2	11.11% 6	3.70% 2	18.52% 10	9.26% 5	11.11% 6	12.96% 7	9.26% 5	16.67% 9	54	
Visiting your local market	1.85% 1	0.00% 0	7.41% 4	11.11% 6	14.81% 8	14.81% 8	14.81% 8	9.26% 5	20.37% 11	5.56% 3	54	
Visiting other services. Banks, accountants, launderette, mobile phone	0.00% 0	0.00% 0	5.56% 3	5.56% 3	0.00% 0	5.56% 3	7.41% 4	18.52% 10	20.37% 11	37.04% 20	54	

Q2 How will your behaviour change when you return to the High Street:

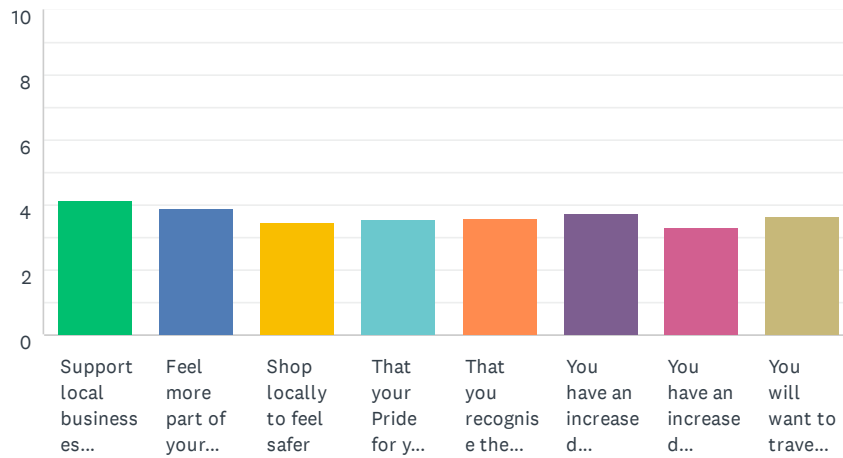
Answered: 54 Skipped: 0



	STRONGLY DISAGREE	DISAGREE	NEITHER AGREE OR DISAGREE	STRONGLY AGREE	TOTAL
a. Duration of visit will be shorter	7.55% 4	24.53% 13	28.30% 15	39.62% 21	53
b. Meet outside to maintain social distancing	7.41% 4	9.26% 5	40.74% 22	42.59% 23	54
c. Spend less time in shops	7.55% 4	22.64% 12	22.64% 12	47.17% 25	53
d. Only use contactless payment, no cash	3.77% 2	15.09% 8	18.87% 10	62.26% 33	53
e. Limit number of people from household to visit the high street with	7.41% 4	35.19% 19	38.89% 21	18.52% 10	54
f. Use outdoor markets and street food caterers more	1.85% 1	27.78% 15	44.44% 24	25.93% 14	54
g. Use drive-throughs more	35.19% 19	33.33% 18	22.22% 12	9.26% 5	54
h. Use local food delivery services more (not supermarkets)	11.11% 6	22.22% 12	20.37% 11	46.30% 25	54

Q3 How have the effects of the lockdown affected your relationship with your High Street and local community? Do you feel you will:

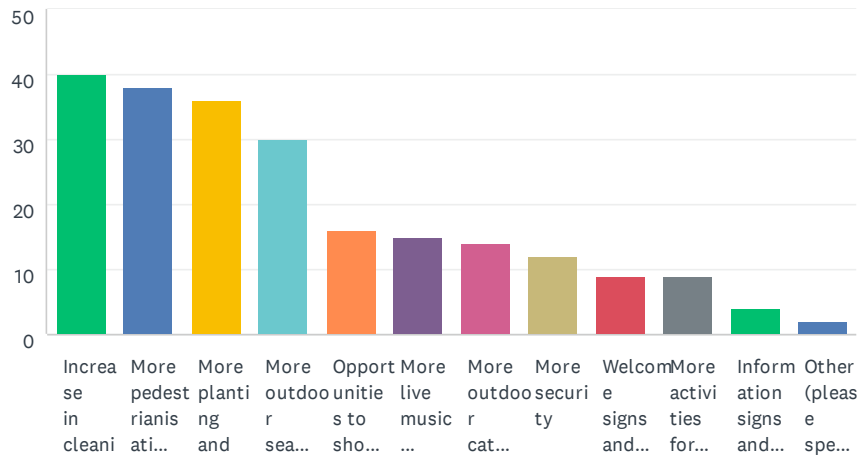
Answered: 54 Skipped: 0



	STRONGLY DISAGREE	DISAGREE	NEITHER AGREE NOR DISAGREE	AGREE	STRONGLY AGREE	N/A	TOTAL	WEIGHTED AVERAGE
Support local businesses more	1.85% 1	0.00% 0	12.96% 7	50.00% 27	35.19% 19	0.00% 0	54	4.17
Feel more part of your community	0.00% 0	3.70% 2	35.19% 19	29.63% 16	31.48% 17	0.00% 0	54	3.89
Shop locally to feel safer	1.85% 1	18.52% 10	25.93% 14	37.04% 20	14.81% 8	1.85% 1	54	3.45
That your Pride for your neighbourhood has increased	3.70% 2	9.26% 5	33.33% 18	37.04% 20	16.67% 9	0.00% 0	54	3.54
That you recognise the High Street more as the heart of the community	1.85% 1	11.11% 6	27.78% 15	42.59% 23	16.67% 9	0.00% 0	54	3.61
You have an increased appreciation of where you belong	0.00% 0	9.26% 5	29.63% 16	38.89% 21	22.22% 12	0.00% 0	54	3.74
You have an increased interest in local culture and history	1.89% 1	11.32% 6	49.06% 26	28.30% 15	9.43% 5	0.00% 0	53	3.32
You will want to travel and commute less	7.41% 4	7.41% 4	18.52% 10	48.15% 26	18.52% 10	0.00% 0	54	3.63

Q4 What changes do you want to see on your High Street

Answered: 54 Skipped: 0



ANSWER CHOICES	RESPONSES	
Increase in cleaning and sanitation	74.07%	40
More pedestrianisation/ wider pavements	70.37%	38
More planting and green spaces	66.67%	36
More outdoor seating	55.56%	30
Opportunities to show support for NHS and key workers	29.63%	16
More live music	27.78%	15
More outdoor caterers/ kiosks	25.93%	14
More security	22.22%	12
Welcome signs and dressing	16.67%	9
More activities for children with social distancing	16.67%	9
Information signs and help desks	7.41%	4
Other (please specify)	3.70%	2
Total Respondents: 54		

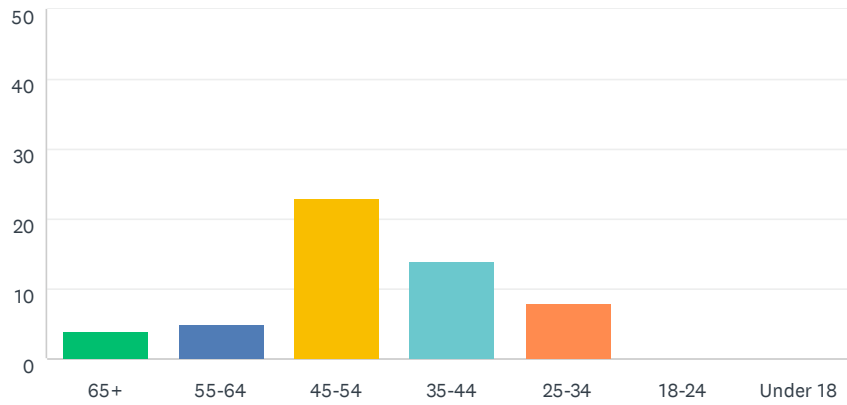
Q5 Where is your local High Street

Answered: 54 Skipped: 0

ANSWER CHOICES	RESPONSES	
Name	0.00%	0
Company	0.00%	0
Address	0.00%	0
Address 2	0.00%	0
City/Town	100.00%	54
State/Province	0.00%	0
ZIP/Postal Code	0.00%	0
Country	0.00%	0
Email Address	0.00%	0
Phone Number	0.00%	0

Q6 Age

Answered: 54 Skipped: 0



ANSWER CHOICES	RESPONSES	
65+	7.41%	4
55-64	9.26%	5
45-54	42.59%	23
35-44	25.93%	14
25-34	14.81%	8
18-24	0.00%	0
Under 18	0.00%	0
TOTAL		54